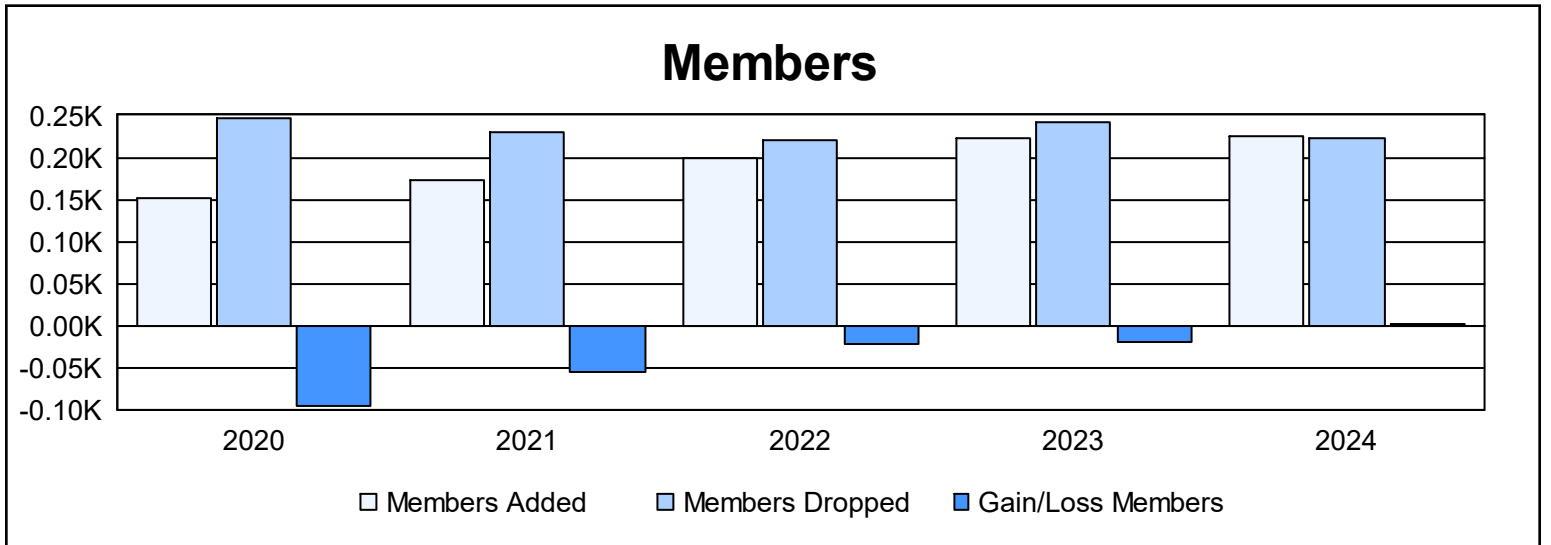
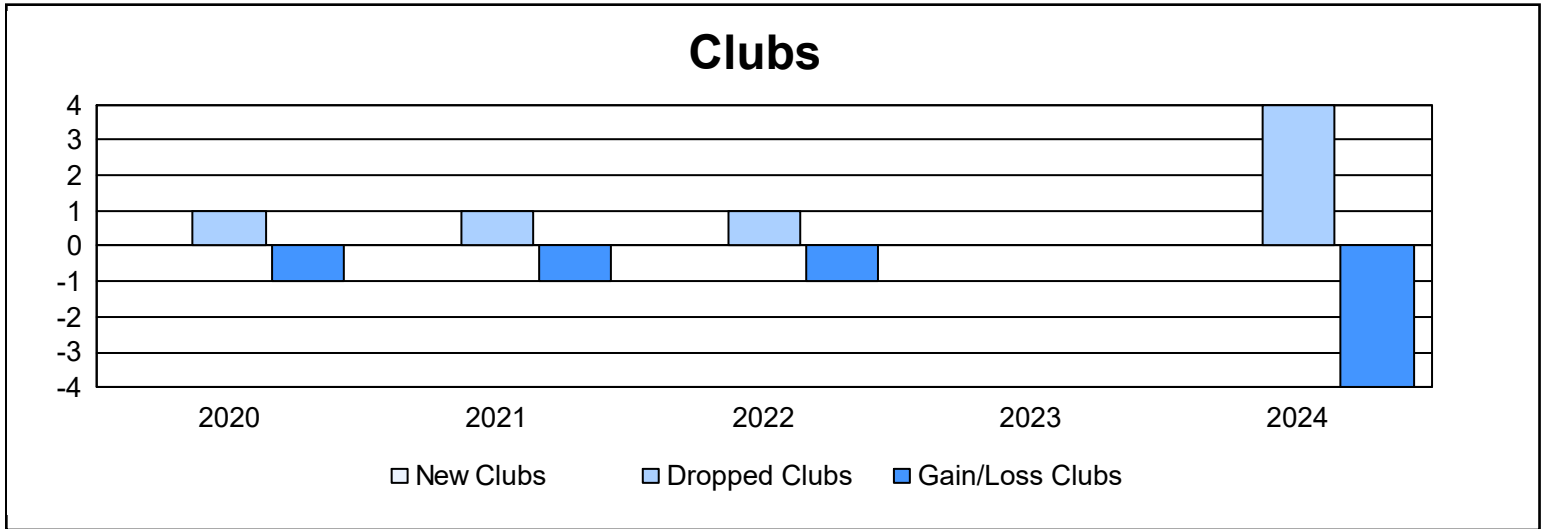
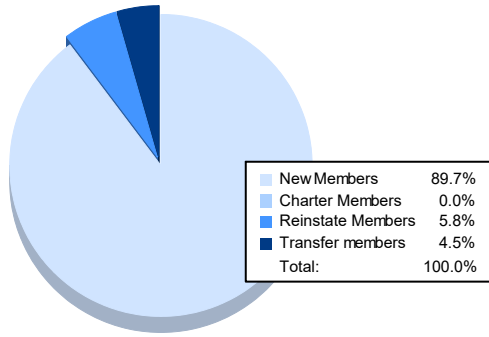


Year	New Clubs	Dropped Clubs	Gain/ Loss Clubs	New Members	Charter Members	Reinstate Members	Transfer Members	Total Member Added	Total Members Dropped	Gain/ Loss Members
2019-2020	0	1	-1	136	3	6	6	151	247	-96
2020-2021	0	1	-1	161	2	6	4	173	229	-56
2021-2022	0	1	-1	182	3	10	4	199	221	-22
2022-2023	0	0	0	195	0	20	8	223	242	-19
2023-2024	0	4	-4	201	0	13	10	224	222	2
<b>Average</b>	<b>0</b>	<b>1</b>	<b>-1</b>	<b>175</b>	<b>2</b>	<b>11</b>	<b>6</b>	<b>194</b>	<b>232</b>	<b>-38</b>



### Membership Composition June 2024 Cumulative



### Gender Composition June 2024 Cumulative

